

## EXTREMITY TOURNIQUET

INSTRUCTIONS FOR USE

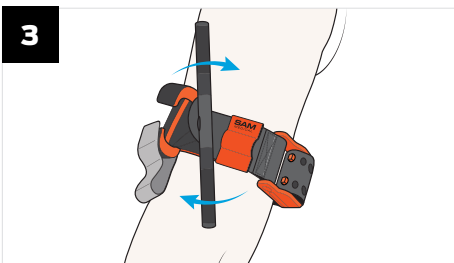


Locate the site of injury\* and place the **SAM<sup>®</sup> XT** around the limb, directly onto the skin 2-3 inches (5-7 cm) above the wound.



Insert the tip of the strap through the opening in the buckle. Grip the strap close to the buckle and pull hard and steady against the buckle until it stops. Maintaining tension, press the strap back upon itself to hold it in place.

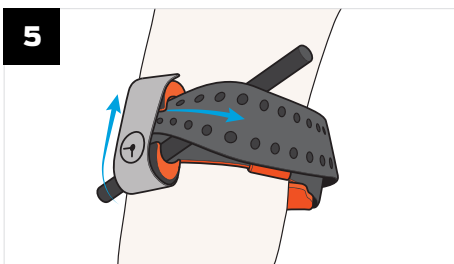
**DO NOT COVER WINDLASS C-HOOKS.**



Twist the metal windlass rod until the bleeding has stopped.



Fix the metal windlass rod inside the Windlass C-hooks and confirm that bleeding has stopped. If bleeding continues, try to further tighten the tourniquet with additional twists of the metal windlass rod. If this fails to stop the bleeding, apply a second **SAM<sup>®</sup> XT** side by side next to the first and ensure bleeding has stopped.

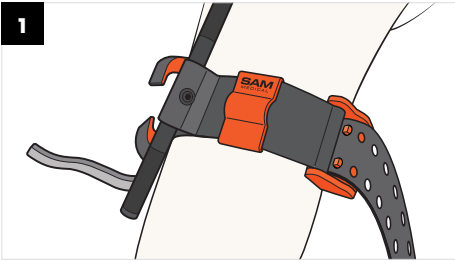


Wrap strap between Windlass C-hooks, over rod and around the limb.

Secure the (⌚) Time Band over Windlass C-hooks and record time of application.

**⚠ CAUTION:** The SAM<sup>®</sup> XT MUST NOT be applied over solid objects within the clothing.

\* If the site of the injury is not easily seen, place the **SAM<sup>®</sup> XT** as “high & tight” as possible on the injured arm or leg. When the situation permits, re-evaluate the injured limb and place the SAM<sup>®</sup> XT directly onto the skin 2-3 inches (5-7 cm) above the wound.



Leave tourniquet in place until directed by a medical practitioner.

**TO REMOVE SAM® XT** Release the (⊖) Time Band & untwist metal windlass rod.

Lift the tab on the front of the buckle to allow prongs to retract.

**DISPOSAL:** Dispose of device per facility policy.

## TECH SPECS

### PACKAGED SIZE & WEIGHT\*

Length: 2.5 in (6.3 cm)  
 Width: 1.5 in (3.8 cm)  
 Height: 7.25 in (18.4 cm)  
 Weight: 3.8 oz (108 g)

### OPERATING SPECIFICATIONS

TRUFORCE™ Buckle Technology auto-locks to engage strap holes within circumferential range: 5.5 in - 35 in (13.9 cm - 88.9 cm)

\*Size and weight vary by configuration and manufacturing process.

### Notice to Users and/or Patients:

Any serious incident that has occurred in relation to the device should be reported to the manufacturer and the competent authority of the Member State in which the user and/or patient is established.

### INTENDED USE:

The SAM® XT Extremity Tourniquet is intended to be applied around a limb to occlude arterial blood flow.

### INDICATION FOR USE:

To be used by first responders on patients with injured extremities within a circumferential range of 5.5 in - 35 in (13.9 cm - 88.9 cm) to control life threatening hemorrhage where direct pressure is not effective or is impractical.

### ⚠️ PRECAUTIONS:

- The SAM XT must not be applied over solid objects.
- Leave tourniquet in place until directed by a medical practitioner.
- Dispose of used device per healthcare facility biohazard protocol.
- Device is single use only.
- Reuse of device may cause illness (e.g., infection) or injury (reduced performance).

### UNDESIRABLE SIDE EFFECTS:

- Tourniquet application may cause considerable pain.
- Application of the tourniquet may cause skin, muscle, vessel or nerve damage.
- Extended tourniquet application (>4 hours) may lead to rhabdomyolysis or the need for fasciotomy or amputation.

U.S. Patent No. 10,258,347 | 10,363,046  
 SAM® is a registered trademark in the United States and other countries.

- REF** ● XT600-BK-EN / NSN# 6515-01-670-2240
- REF** ● XT600-OR-EN
- REF** ● XT600-BL-EN

**SAM Medical Products®**  
 12200 SW Tualatin Rd, Ste 200  
 Tualatin, OR 97062 USA  
 +1 503.639.5474

**sammedical.com**

**EC REP** **CE**  
 Emergo Europe, Prinsessegracht 20,  
 2514 AP, The Hague, The Netherlands

**MedEnvoy Global BV**  
 Prinses Margrietplantsoen 33, Suite 123,  
 2595 AM The Hague, The Netherlands

### SYMBOL GLOSSARY

Manufacturer	
Lot/Batch Code	
Catalog Number	
Do Not Reuse	
Time Band Symbol	
Caution	
Medical Device	
Authorized Representative in the European Community	
CE Mark	
Consult instructions for use. eIFU available at: <a href="http://sammedical.com/eIFU">sammedical.com/eIFU</a>	
Importer	