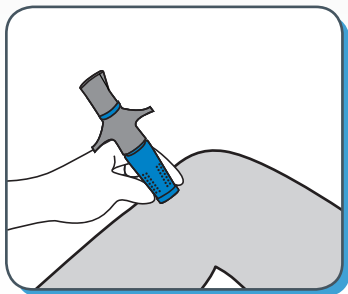





# S.U.P.S.



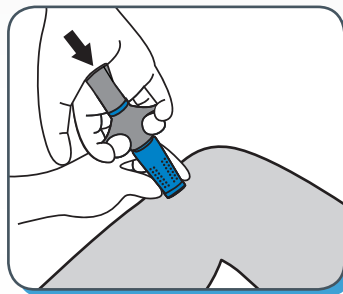
## STABILIZE

With your non-dominant hand, hold the NIO by the **textured dots** at a 90° angle to the access site and maintain downward pressure.



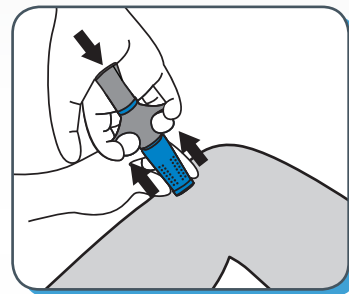
## UNLOCK

Unlock the NIO by rotating the cap 90° in either direction, so that the cap aligns with the trigger wings.



## PRESS

Place the palm of your dominant hand over the cap of the NIO and apply downward pressure, while your non-dominant hand stabilizes the NIO against the patient's skin.



## SQUEEZE

With your dominant hand, maintain downward pressure on the cap and squeeze the trigger wings.



**PerSys Medical**  
5310 Elm St. Houston, TX 77081 USA  
713.723.6000 | [info@ps-med.com](mailto:info@ps-med.com)  
[www.persysmedical.com](http://www.persysmedical.com)