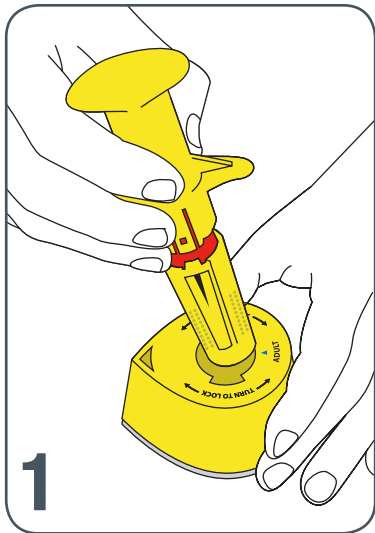
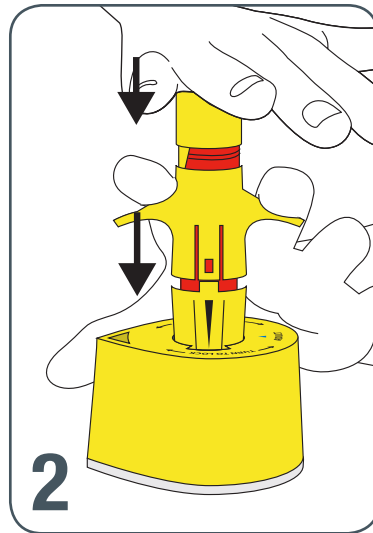


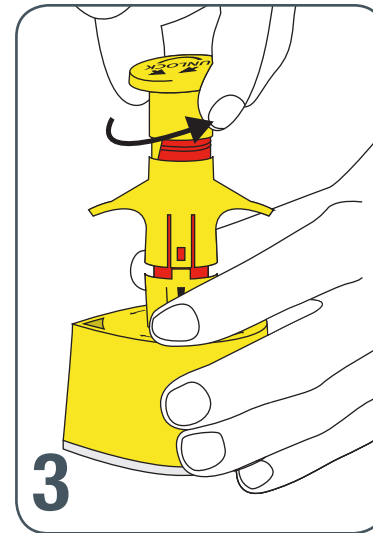
NIO SIMULATION PEDIATRIC RELOADING



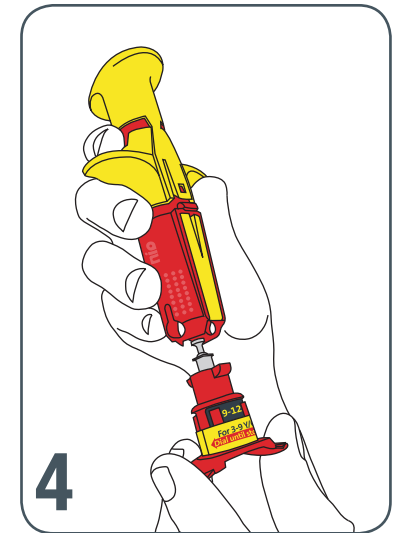
Place NIO-SIM-P onto stem of reloading base. Align textured dots with arrow on reloading base.



Push down on device until completely compressed onto the reloading base. While maintaining downward pressure, use other hand to push trigger wings down until a “click” is heard.



With NIO-SIM-P still in stabilizer base, turn safety cap 90° to lock safety cap.



Remove NIO-SIM-P from reloading base and connect stabilizer base to device.