



Clinical Couch Range




Therapy Couch Range




Sterling Couch Range



Home Care Bed Range



Replacement Mattress Range



Seating Range



ISO 13485:2016 ISO 9001:2008 ISO 14001:2015

SEERS MEDICAL Ltd
Kenton Road,
Debenham, Suffolk
IP14 6LA, United Kingdom
© Copyright SEERS Medical Ltd 2018



Tel +44 (0)1728 861 590
Fax +44 (0)1728 861 868
info@seersmedical.com
www.seersmedical.com

Company Reg. No 6572698
VAT No 931596702
Printed in the United Kingdom

Issue No 002 v4

Note 1: The illustrated fabric colours may vary slightly from actual fabric supplied. This occurs due to the four colour printing process. However every attempt has been made to make them as accurate as possible. Our Policy of continuous improvement means that we reserve the right to change and modify designs without prior notice. Note 2: Measurements may vary +/- 2° or +/- 5mm due to manufacturing tolerances

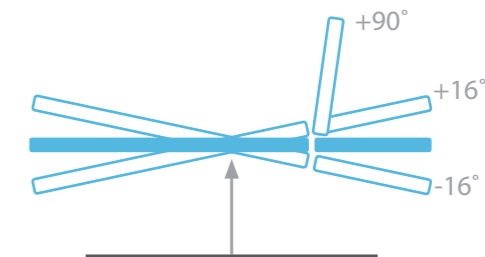
Patient Trolley Range

ER and A&E Patient Transport Trolleys

Width
77cm



208cm



Height range 52cm to 85cm

Atlanta Transport Trolley



Model

PT1402 Atlanta Transport Trolley

The Atlanta Transport Trolley is suitable for patient examination, treatment, recovery and transportation within a variety of acute healthcare departments. Easily manoeuvrable, the trolley features a 5th wheel steering system and centrally located foot pedals for controlling height adjustment, trendelenburg and reverse trendelenburg tilt. The backrest is fully adjustable to almost 90° with easily accessible release lever. A deluxe 100mm mattress with pressure reducing design and a safe working load of 250Kg is included as standard.



Minimum patient transfer height of 52cm



Trendelenburg tilt -16°



Backrest from 0° to 90°



Central wheel braking system with Ø200mm castors

5th wheel steering system with Ø125mm castor



Dual sided foot operating pedals



Integral storage for O₂ cylinder (up to size F) and patient belongings



Integral storage for 2 hook IV pole

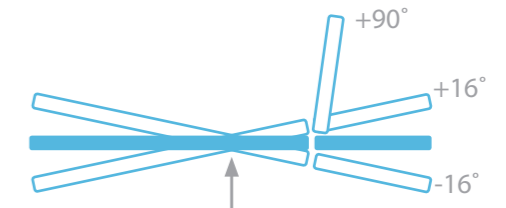


Gas Assisted Backrest Operation, release lever accessible from either side or top of backrest

Width
77cm



208cm



Height range 58cm to 91cm

Atlanta A&E Trolley



Model

PTX1403 Atlanta A&E Trolley

The Atlanta A&E Trolley has been designed for patient transport, examination, full X-Ray and resuscitation within a variety of acute healthcare departments. The trolley incorporates an easily accessible full length X-Ray cassette platform and has a 5th wheel for improved manoeuvrability. The dual sided foot pedals control height adjustment, trendelenburg and reverse trendelenburg tilt. The backrest is fully adjustable to almost 90° with easily accessible release lever. A deluxe 100mm mattress with pressure reducing design and a safe working load of 250Kg is included as standard.



Trendelenburg tilt -16°



The X-Ray cassette can be inserted and positioned from either side or end of the trolley decking



Fully indexed deck for X-Ray cassette positioning

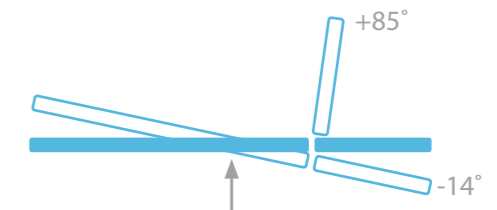


Backrest from 0° to 90°

Width
82cm



214cm



Height range 63cm to 95cm

Orlando A&E Trolley



Model

PTX4200 Orlando A&E Trolley

The Orlando Accident and Emergency Trolley provides patient transportation, examination and X-Ray facilities within a variety of acute healthcare departments. The design is robust and provides reliability and product longevity. Easily manoeuvrable with large 200mm castors, the trolley features hydraulic height adjustment and trendelenburg tilt to -12°. There is a full length X-Ray deck with cassette access on both sides and at either end of the trolley. The backrest is fully adjustable to 85°. The trolley has chrome fold-down side support rails and has a safe working load of 240Kg. Additionally, there is a documents tray and storage basket for patient belongings on the base frame which can accommodate oxygen cylinders up to size F. The standard 100mm foam mattress supplied as standard has a safe working load of 150Kg. The trolley includes a telescopic IV pole with integral storage facility.



Trendelenburg tilt -12°



Model PTX4200 shown with standard mattress, IV pole and documents storage tray



Adjustable backrest from 0° to 85°



7 position manual ratchet backrest adjustable from 0° to 85°



Release levers for trendelenburg tilt are accessible from both ends of the trolley



X-Ray cassette can be inserted and positioned from either side or both ends of the trolley decking



Integral storage facility for patient belongings and O₂ cylinder

AtlantaFlex™ Mattress



The AtlantaFlex™ pressure reducing trolley mattress has a safe working load of 250Kg, is X-Ray translucent and CPR compatible. The grip lock anti-slip base maintains the stability of the mattress on the trolley. Supplied with an anti-static, waterproof and vapour permeable cover, the AtlantaFlex™ mattress is supplied as standard with the Atlanta Patient Transport and A&E trolleys.

Model

PT1470 AtlantaFlex™ mattress

Mattress Features

- 100mm pressure reducing design
- Safe working load of 250Kg
- X-Ray translucent
- CPR compatible
- 1 Year warranty
- 1890mm x 600mm x 100mm

Cover Properties

- Anti-static design
- Two way stretch
- Grip lock anti-slip base
- Welded zip and side seams
- Vapour permeable
- Water resistant
- Clear washing instructions
- Anti-microbial



Mattress care instructions



OrlandoFlex™ Mattress



The OrlandoFlex™ pressure reducing trolley mattress has a safe working load of 150Kg, is X-Ray translucent and CPR compatible. The grip lock anti-slip base maintains the stability of the mattress on the trolley. Supplied with an anti-static, waterproof and vapour permeable cover, the OrlandoFlex™ mattress is supplied as standard with the Orlando trolleys.

Model

PT4270 OrlandoFlex™ mattress

Mattress Features

- 100mm depth foam
- Safe working load of 150Kg
- X-Ray translucent
- CPR compatible
- 1 Year warranty
- 1890mm x 600mm x 100mm

Cover Properties

- Anti-static design
- Two way stretch
- Grip lock anti-slip base
- Welded zip and side seams
- Vapour permeable
- Water resistant
- Clear washing instructions
- Anti-microbial



Mattress care instructions



Technical Features

| Features | Atlanta Transport Trolley Model PT1402 | Atlanta A&E Trolley Model PTX1403 | Orlando A&E Trolley Model PTX4200 |
|--|---|---|--|
| Height range | 52cm to 85cm | 58cm to 91cm | 63cm to 95cm |
| Dual sided operating foot pedals | Yes | Yes | No |
| Full length X-Ray facility | No | Yes | Yes |
| Trendelenburg tilt | -16° | -16° | -14° |
| Reverse trendelenburg tilt | +16° | +16° | N/A |
| Dual powered gas strut assisted backrest | Horizontal 0° to 90° | Horizontal 0° to 90° | 7 position adjustment from horizontal 0° to +85° |
| Safe working load | 250Kg | 250Kg | 240Kg |
| IV pole | One IV pole included | One IV pole included | One IV pole included |
| Integral IV pole storage | Can accommodate up to 2 IV poles | Can accommodate up to 2 IV poles | Storage for 1 IV pole |
| Integral oxygen cylinder storage | Can accommodate up to size F O ₂ cylinders | Can accommodate up to size F O ₂ cylinders | Can accommodate up to size F O ₂ cylinders |
| Fold-down safety side rails | Yes | Yes | Yes |
| Anti-bacterial wipe-clean base cover | Yes | Yes | Yes |
| Integral storage facility for patient belongings | Yes | Yes | Standard integral basket (Centrally located) |
| Wheel braking system | Central Ø200mm castors | Central Ø200mm castors | Independent brake / release levers front and rear of the trolley |
| 5 th wheel steering system | Yes, Ø125mm castor | Yes, Ø125mm castor | No 5 th wheel |
| Dimensions | 77cm x 208cm | 77cm x 208cm | 82cm x 214cm |
| Push and pull transport handle | One included | One included | Integral at Head End & Removable at Foot End |
| Mattress | AtlantaFlex™ | AtlantaFlex™ | OrlandoFlex™ 150kg 100mm depth foam mattress supplied as standard |

Optional Accessories

A range of optional accessories available for both Atlanta and Orlando trolleys. This selection further enhances our feature-rich trolleys.



PT1440
Monitor shelf



PT1410
Additional IV Pole



PT1405
Paper roll holder
(Only compatible with PT1402 & PTX1403)



PT1460
DIN Rail Attachment for Ventilation Device
(Only compatible with PT1402 & PTX1403)