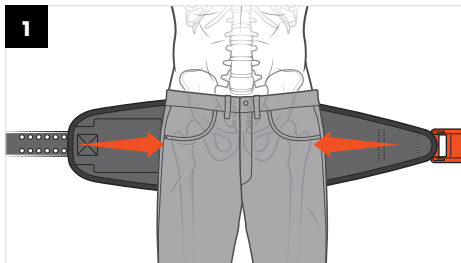


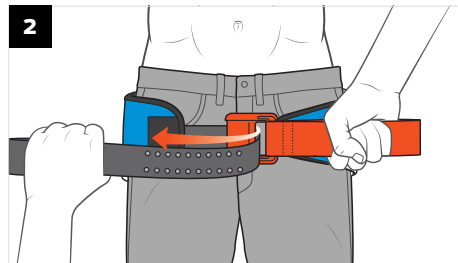
SAM[®] Pelvic Sling II



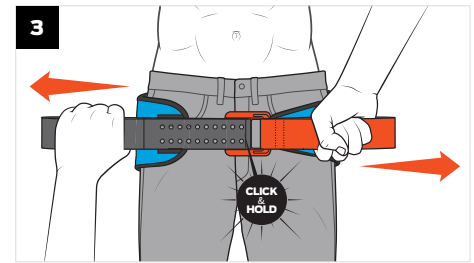
STABILIZES PELVIC FRACTURES WITH SAFE AND EFFECTIVE FORCE



Remove objects from patient's pockets or pelvic area. Place SAM Pelvic Sling II black side up beneath patient at level of trochanters (hips).



Place the **BLACK STRAP** through buckle and pull completely through.



Hold **ORANGE STRAP** (**GREEN STRAP** on **PS301-OD-EN**) and pull **BLACK STRAP** in opposite direction until you hear and feel the buckle click. Maintain tension and immediately press **BLACK STRAP** onto surface of SAM Pelvic Sling II to secure.

NOTE: Do not be concerned if you hear a second “click” after SAM Pelvic Sling II is secured. The Velcro[®] attachment secures the Sling in place at the correct force, regardless of buckle engagement.

TO REMOVE: Lift **BLACK STRAP** by pulling upward. Maintain tension and slowly allow SAM Pelvic Sling II to loosen.

INTENDED USE: The SAM Pelvic Sling II is a non-invasive, circumferential pelvic belt intended to stabilize pelvic fractures during transport to a definitive care facility.

INDICATIONS FOR USE: The SAM Pelvic Sling II is indicated for application by prehospital and medical professionals or trained personnel, to individuals who have, or are suspected of having, a pelvic ring fracture where hemorrhage might occur.

CONTRAINDICATIONS: Do not utilize the SAM Pelvic Sling if anatomical landmarks are absent.

⚠️ PRECAUTIONS:

- Remove objects from patient's pockets and clothing prior to application.
- Monitor the patient's skin for pressure injury while in use.
- Device is single use only.
- Reuse of device may cause illness (e.g., infection) or injury (reduced performance).
- Dispose of used device per healthcare facility biohazard protocol.

Notice to EU Users and/or Patients: Any serious incident that has occurred in relation to the device should be reported to the manufacturer and the competent authority of the Member State in which the user and/or patient is established.

REF	PS300-OB-EN / SMALL Hip Circumference 27 - 45 in 69 - 114 cm
REF	PS301-OB-EN / STANDARD Hip Circumference 32 - 50 in 81 - 127 cm
REF	PS302-OB-EN / LARGE Hip Circumference 36 - 54 in 91 - 137 cm
REF	PS301-OD-EN / STANDARD Hip Circumference 32 - 50 in 81 - 127 cm (NSN# 6515-01-509-6866)

⚠️ MR CONDITIONAL

Non-clinical testing demonstrated that the SAM Pelvic Sling II is MR Conditional. A patient wearing this device can be scanned safely in an MR system under the following conditions:

- Static magnetic field of 3-Tesla or less.

Important Note: The SAM Pelvic Sling II contains ferromagnetic parts and, therefore, it must be firmly attached to the patient undergoing an MRI examination. The ferromagnetic parts may affect image quality if they are in the area of interest for the MRI examination. The SAM Pelvic Sling II must not be repositioned or removed from the patient in the presence of a powerful magnetic field, such as that associated with an MR system.

CLINICAL INFORMATION FOR USERS:

SAM Pelvic Sling II and IFU familiarization and training as well as adherence to healthcare organization evidence-based standards of care and clinical guidelines including use of PPE, are required for safe use of this product. Failure to utilize this device in a manner consistent with the IFU, training, and within clinical best practice guidelines, may result in serious illness or injury.

SYMBOL GLOSSARY:

Manufacturer		Do Not Reuse	
Batch Code		CE Mark	
MR Conditional		Authorized Representative in the European Community	
Caution		Consult instructions for use, eIFU available at: sammedical.com/eIFU	
Catalog Number		Importer	
Medical Device			

SAM Medical Products[®]
12200 SW Tualatin Rd, Ste 200
Tualatin, OR 97062 USA

Emergo Europe, Prinsessegracht 20,
2514 AP, The Hague, The Netherlands

MedEnvoy Global
Prinses Margrietplantsoen 33, Suite 123,
2595 AM The Hague, The Netherlands

sammedical.com