

# SAM<sup>®</sup> Chest Seal

**SAM**<sup>®</sup>  
MEDICAL

## **OCCLUSIVE ADHESIVE DRESSING FOR OPEN CHEST WOUNDS**

The SAM Chest Seal is intended to be used in emergency situations and to be left in place only while the patient is transported to the hospital.

### **INSTRUCTIONS FOR USE: NON VALVED (CS201-EN)**

1. Clean area with absorbent pad.
2. Grip tab and remove clear liner.
3. Place dressing, adhesive side down, centered over wound.
4. Press dressing firmly to ensure adhesion.

One or both tabs can be used to facilitate placement, lifting and removal of dressing. Remove dressing using standard dressing removal protocol. Dispose of soiled bandage according to health care facility policy.

INSIDE OF PACKAGING PROVIDES A STERILE FIELD. PEEL AT CHEVRON TO OPEN.

## **ADHESIVE DRESSING WITH VALVE FOR OPEN CHEST WOUNDS**

The SAM Chest Seal with Valve is intended to be used in emergency situations and to be left in place only while the patient is transported to the hospital.

### **INSTRUCTIONS FOR USE: VALVED 2.0 (CS202-EN)**

1. Clean area.
2. Grip tab and remove clear liner.
3. Place dressing, adhesive side down, centered over wound.
4. Press dressing firmly to ensure adhesion.

One or both tabs can be used to facilitate placement, lifting and removal of dressing. Remove dressing using standard dressing removal protocol. Dispose of soiled bandage according to health care facility policy.

INSIDE OF PACKAGING PROVIDES A STERILE FIELD. PEEL AT CHEVRON TO OPEN.

## **CONTAINS 1 ADHESIVE DRESSING WITH VALVE AND 1 OCCLUSIVE DRESSING FOR OPEN CHEST WOUNDS**

The SAM Chest Seal is intended to be used in emergency situations and to be left in place only while the patient is transported to the hospital.

### **INSTRUCTIONS FOR USE: COMBO (CS203-EN)**

1. Clean area.
2. Grip tab and remove clear liner.
3. Place dressing, adhesive side down, centered over wound.
4. Press dressing firmly to ensure adhesion.

One or both tabs can be used to facilitate placement, lifting and removal of dressing. Remove dressing using standard dressing removal protocol. Dispose of soiled bandage according to health care facility policy.

INSIDE OF PACKAGING PROVIDES A STERILE FIELD. PEEL AT CHEVRON TO OPEN.

# SAM<sup>®</sup> Chest Seal

**SAM**<sup>®</sup>  
MEDICAL

## SUPPLEMENTAL LABEL

### PRODUCT INDICATIONS OF USE:

- To be used as a temporary bandage to treat penetrating chest wounds that could compromise the pleural space of the chest cavity, such as: gunshot wounds, stab wounds, and fragment wounds.
- To be used as an occlusive wound dressing.
- The SAM<sup>®</sup> Chest Seal Family of products is intended to be used in emergency situations and to be left in place only while the patient is transported to the hospital.

### INSTRUCTIONS FOR USE:

- **Obstructed Valve:** If it is evident that the valve is clogged or obstructed, the dressing may become a fully occlusive dressing. The operator may attempt to flush the valve with sterile saline. The operator should continue to monitor the patient for development of tension pneumothorax, and perform standard treatment for tension pneumothorax, if signs appear, such as lifting one side of the dressing and venting the wound or performing needle decompression.
- **Non-Valve Dressing:** The operator should continue to monitor the patient for development of tension pneumothorax, and perform standard treatment for tension pneumothorax, if signs appear, such as lift one side of the dressing and venting the wound or performing needle decompression.

### FACTORS THAT COULD POSE A RISK IF A SINGLE-USE DEVICE WERE TO BE RE-USED:

Single-use devices typically contain difficult-to-access areas or surfaces that prevent complete cleaning and permit blood, tissue, or other bodily fluids to contaminate the device, allowing for the potential transmission of viral and bacterial infections if they were to be reused. SAM Medical Products does not recommend that any device marked with the Single-use symbol be reused. This includes using the same device for the same patient on separate occasions.

### DISPOSAL:








The dressing may be a Biohazard, due to the bodily fluids and blood that it may have been exposed to. Follow your organization's Biohazard disposal process.

**REF** **CS201-EN - Non Valved**  
x2 Non-Valved dressings | NSN #: 6510-01-621-1129

**REF** **CS202-EN - Valved 2.0**  
x1 Valved dressing | NSN #: 6510-01-658-7745

**REF** **CS203-EN - Combo**  
x1 Valved dressing, x1 Non-Valved Dressing | NSN #: 6510-01-656-8718

### SYMBOL GLOSSARY

Manufacturer	
Batch Code	<b>LOT</b>
Catalog Number	<b>REF</b>
Use by Date	
Do Not Reuse	
Prescription only in the USA	<b>Rx only</b>
Not made with natural rubber latex	
Caution	
Do not use if package is damaged	
Sterilized using irradiation	<b>STERILE R</b>
Medical Device	<b>MD</b>
Authorized Representative in the European Community	<b>EC REP</b>
CE Mark	<b>CE</b>
Importer	
Unique Device Identifier	<b>UDI</b>



MedEnvoy Global BV  
Prinses Margrietplantsoen 33  
Suite 123  
2595 AM The Hague  
The Netherlands

**EC REP** **CE** 0050

Emergo Europe  
Westervoortsedijk 60  
6827 AT Arnhem  
The Netherlands



SAM Medical Products<sup>®</sup>  
12200 SW Tualatin Rd, Ste 200  
Tualatin, OR 97062 USA  
+1 503.639.5474  
[sammedical.com](http://sammedical.com)

CS-IS-EN-3  
ISSUE DATE: 2023-04