

Call your
local sales rep
or contact us at
info@clinell.com
0207 993 0030

clinell®

www.clinell.com

“ The wipes are great and we get really good patient feedback on them. They are a lot kinder to patients’ skin and staff find them so much easier to use. The whole process is a lot quicker and more dignified. ”

Amy Cartwright, Continence Team Lead, Nottingham University Hospitals.



CONTINENCE CARE WIPES

All-in-one, time saving solution

Replaces the need for cumbersome traditional methods of continence care such as preparing bowls of soap and water, dry wipes, cleansing foams and barrier creams.

Barrier protection

With 4% dimethicone and 6% liquid paraffin to guard against unwanted moisture.

Contains natural plant extracts

Includes witch hazel and camomile to help calm skin, soothe itching and aid skin healing.

Patented formula

Designed to provide high level continence care with a unique 7-in-1 action.

Skin friendly

Dermatologically tested with a skin neutral pH of 5.5.

Individual patient packs

Reduces the risk of cross-contamination.

Quick and easy to use

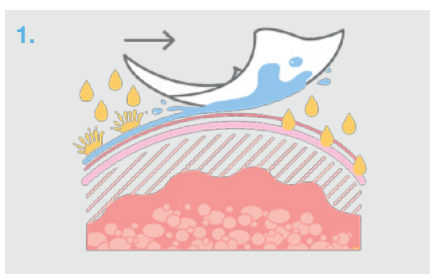
Helps to increase patient and staff compliance.

CONTINENCE CARE WIPES

A complete 7 in 1 continence care solution to cleanse, moisturise and protect, in one easy wipe.



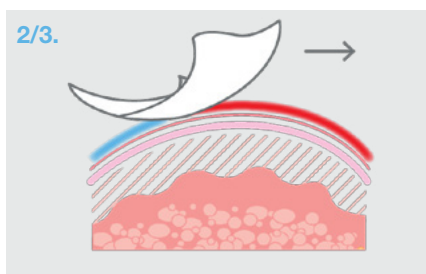
7 in 1 action



Barrier protection

4% dimethicone & 6% liquid paraffin

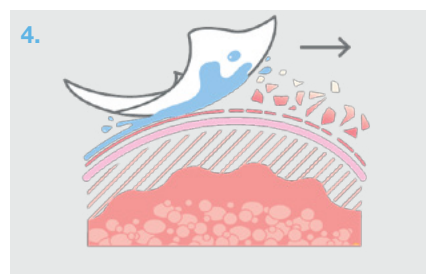
The incorporated barrier protects against unwanted moisture to allow for quicker healing so there is no need for additional barrier creams. This reduces the amount of sensitive skin handling and friction damage.



Soothing and Antipruritic

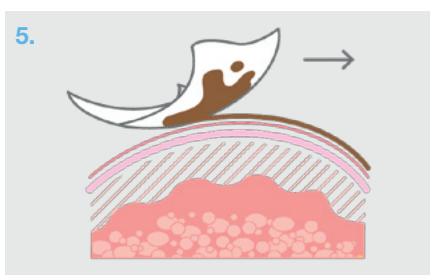
The natural plant extracts have anti-inflammatory and healing properties to soothe the skin whilst cleaning.

Camomile and witch hazel help to calm irritated skin and reduce patient handling/itching which allows for better healing.



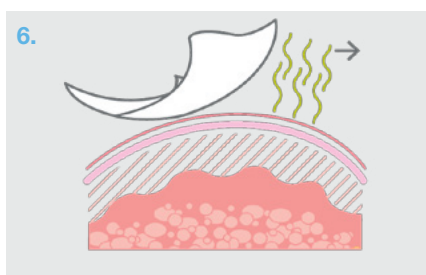
Moisturising

Added moisturisers help prevent the risk of dry skin developing which can be caused by repeatedly washing with soap and water.



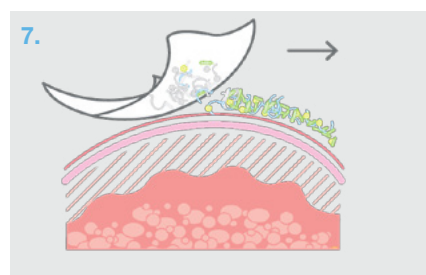
Cleansing

The mild, soap-free cleansing formula cleans faeces and urine effectively in one go, reducing the amount of skin handling.



Deodorising

Deodorising agents and gentle scent help neutralise odours, allowing the patient to feel fresh and comfortable.



Antibacterial

Antibacterial agents kill bacteria which are often found in faeces.

PRODUCT	UNIT OF ISSUE	CODE	NHSSC
Continence Care Wipes	Pack of 25	CCCW/25	VJT188

JBN15508

CONTINENCE CARE WIPES

Effective continence care can help reduce the incidence of incontinence-associated dermatitis and pressure ulcers.

Incontinence-associated dermatitis

Incontinence-associated dermatitis (IAD) is 'an inflammation of the skin that occurs when urine or stool comes into contact with perineal or perigenital skin.'¹.

Individuals in any age group can experience IAD. Skin can be damaged by moisture and irritants that can arise from a variety of sources. One source is urinary and/or faecal incontinence. Urine and faeces contain a variety of chemical irritants as well as moisture, all of which can result in IAD².

Reports of estimates of the prevalence of IAD in critical care setting estimates vary from 36% to 50% in patients who are not on a defined preventive skin care regime^{3,4}.

IAD is a prevalent complication of incontinence that compromises skin integrity, predisposes to cutaneous infection and increases pressure ulcer risk¹.


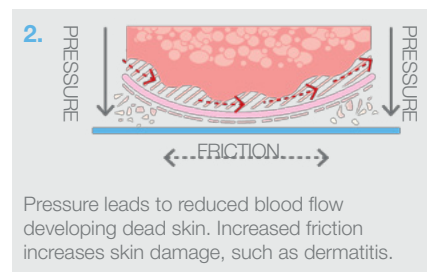
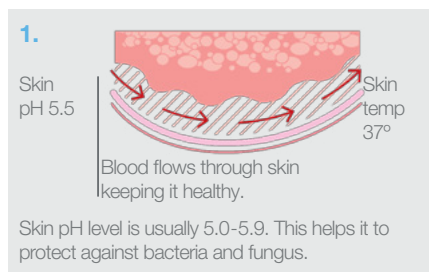
It is estimated that one in five hospital inpatients has a pressure ulcer – this represents at least 20,000 hospital patients in the UK at any time. In the UK, around 400,000 individuals develop a new pressure ulcer annually. The cost to the NHS is high, primarily because prolonged hospital treatment is needed in serious cases and those at risk must be protected. The annual cost is in the range of £1.8–2.6bn⁵.

Prevention of IAD is traditionally based on avoiding or minimising exposure to faeces or urine, combined with a structured skin-care program of gentle cleansing, moisturising and the application of a skin protectant^{2,4,6,7,8}.

Performing all of these steps is labour intensive, time consuming and often leads to poor compliance. Clinell Continence Care Wipes incorporate all these traditional steps into one wipe to provide healthcare professionals with a convenient all-in-one solution.

There is now an increasing amount of clinical evidence showing the importance of a defined skin care regime to both prevent and treat IAD, all studies support the use of a three step approach of gentle cleansing, application of moisturiser and the use of a skin barrier product^{2,4,6,7,8}.

Clinell Continence Care Wipes allow you to implement this skin care regime in one easy step as well as giving you the extra benefits of being antibacterial, soothing, antipruritic and deodorising.



“Clinell Continence Care Wipes are a real help in treating IADs. The quality is exceptional, and they are kind to the patient’s sacrum.”

Diane Moyce,
Registered General Nurse -
Nottingham University Hospital.

In 88 US hospitals 62.2% of bath basins were contaminated with commonly encountered hospital-acquired pathogens⁹.



Wash basins

Safe solution

Clinell Contenance Care Wipes remove the risk of microorganism transmission associated with wash bowl contamination and reduces the associated risk of lifting and carrying heavy bowls of water which reduces the risk of spills and potential falls^{9,10,11}.

Quick and easy to use

Wipes replace the need for cumbersome traditional patient cleansing methods which includes preparing bowls, wash cloths, soap, lotions and water. Wipes require no towel drying which decreases waste, increases staff compliance and saves money.

Reduces transference

Improved patient cleanliness reduces the number of microorganisms available to transfer to healthcare workers, visitors and the environment.

1.



Wash basins can create spills which can lead to slips and accidents.

2.




When a cloth is dipped back into the basin, organic matter and bacteria is introduced.

3.




When the basin is emptied, microorganisms can be retained within the basin.

4.



Microorganisms thrive in wet and warm conditions, multiplying exponentially over time.

5.



When the basin is refilled for the next patient, the microorganisms are viable within the water.

6.



The next patient is then 'cleaned' with contaminated water.

“ I have seen rapid improvements when using the continence wipes.”

Natalie McGregor, SSKIN Nurse Practitioner, Wound management team – Southend Hospital.

REFERENCES

1. Gray M, Bliss DZ, Doughty DB, Ermer-Seltun J, Kennedy-Evans KL, Palmer MH. Incontinence-associated dermatitis: a consensus. *J Wound Ostomy Continence Nurs* 2007;34:45-54.
2. Langemo et al. Incontinence and incontinence-associated dermatitis. *Adv Skin Wound Care*. 2011 Mar;24(3):126-40; quiz 141-2.
3. Driver DS. Perineal dermatitis in critical care patients. *Crit Care Nurse*. 2007 27(4): 42-6
4. Bliss DZ, Savik K, Thorson MAL et al. Incontinence associated dermatitis in critically ill adults: tie to development, severity and risk factors. *J Wound Ostomy Continence Nurs*. 2011 38(4): 433-45
5. Posnett J, Franks PJ. The burden of chronic wounds in the UK. *Nursing Times*; 104: 3, 44-45.
6. Beekman et al. Incontinence-associated dermatitis: step-by-step prevention and treatment. *Br J Community Nurs*. 2011 Aug;16(8):382-9.
7. Black et al. MASD part 2: incontinence-associated dermatitis and intertriginous dermatitis: a consensus. *J Wound Ostomy Continence Nurs*. 2011 Jul-Aug;38(4):359-70; quiz 371-2. doi: 10.1097/WON.0b013e31822272d9.
8. Gray M. Optimal management of incontinence-associated dermatitis in the elderly. *Am J Clin Dermatol*. 2010;11(3):201-10.
9. Marchaim et al. Hospital bath basins are frequently contaminated with multidrug-resistant human pathogens. *Am J Infect Control*. 2012 Aug;40(6):562-4. doi: 10.1016/j.ajic.2011.07.014. Epub 2011 Dec 16.
10. Johnson, D, Lineweaver, Maze, L. Patients' Bath Basins as Potential Sources of Infection: A Multicenter Sampling Study. *American Association of Critical Care nurses*. 2012.
11. Ford, S, Clover, B. Antibiotic resistant bacteria risk from hospital sinks. *The Department of Health*. 2010.